



January, 2012


Volume 3, Issue 5

## MISSION

### STATEMENT

*We at Park believe that all students can learn. It is our purpose to facilitate that learning.*

*Park—the small school with the big heart!*



Park Public School  
217 Main St. E.  
Grimsby, ON  
L3M 1P5  
905.945.2445  
[www.dsbni.on.ca/schools/park](http://www.dsbni.on.ca/schools/park)

## HAPPY NEW YEAR!

Welcome back! We hope that everyone had an enjoyable holiday with their families and that students are rested and ready to get back to work.

We would like to thank all of the members of the Park School community for the generous donations in support of the Grimsby Benevolent Fund. We had a number of items that were picked up at the school. We know that your donations of food and gifts were appreciated by those in our community who needed support over the holiday season.

## EXTENDED FRENCH INFORMATION NIGHT

For those current Senior Kindergarten, Grade 3, and Grade 4 students and parents who are interested in learning about the Extended French program for Grade 1, 4, and 5, Central Public School will be holding an information session on Monday, January 30th from 6:30-7:30 PM. This is a wonderful opportunity for parents and students to learn more about this program. For further information regarding this evening, call Central at 905.945.5459.



We are Counting Down to Kindergarten!

Children who will be four years of age or older by December 31 are eligible to enroll in Kindergarten starting September, 2012.

Going to school for the first time is a major step for children and their parents. At the DSBN, families start that journey together at the 'Kindergarten Countdown' open houses. Families can visit our school, meet the kindergarten teachers and receive a gift bag filled with fun learning resources and information that will help children develop school readiness skills.

Mark your calendar for Thursday, February 2, 2012 from 4-6 p.m. for our Kindergarten Countdown open house. Visit [www.dsbni.org](http://www.dsbni.org) and click on "Kindergarten Registration" for all the details!

Note: Park will be starting full day early learning program for the 2013-2014 school year.






## THROW NO SNOW—TNS


As in the past, for safety reasons, we at Park have a "Throw No Snow" policy. Students are reminded that snow is to stay on the ground and not kicked or thrown at others. Students have had many reminders during morning announcements that this behaviour is against school expectations. Those students who throw snow may lose recess privileges for a period of time. If they continue to throw snow, parents will be contacted and a suspension may be considered. Students are also reminded that snowboarding is not allowed on our school grounds. Should students choose to bring sleds to school, they should be **clearly** marked with the student's full name. We cannot be responsible for personal items that students choose to bring to school.



# JANUARY 2012



SUN	MON	TUE	WED	THU	FRI	SAT
1	2	3	4	5	6	7
<b>Character Focus: Optimism</b>						
8	9 Day 8	10 Day 9	11 Day 10 Mad Science Kick-Off Assembly	12 Day 1	13 Day 2 Pizza Day 	14
15	16 Day 3	17 Day 4 Niagara Falls Art Gallery Workshops at Park  GSS Open House	18 Day 5	19 Day 6 Pizza Day  Junior (1:00) and Primary (1:15) Skating	20 PA Day	21
22	23 Day 7	24 Day 8 School Council Meeting 7-9 PM	25 Day 9 Mad Science Registration Deadline	26 Day 10	27 Day 1 Pizza Day Pajama Day Sharing As- sembly 2:30 PM Family Literacy Day 	28
29	30 Day 2 French Immersion Information Night at Central School 6:30-7:30 PM	31 Day 3	1 Day 4 Primaries to see Carousel Players Performance at Nelles 1:45	2 Day 5 Kindergarten Open House 4-6 PM	3 Day 6 Pizza Day 	4
5	6 Day 7 Silver Wishes Campaign be- gins for WLMH	7 Day 8	8 Day 9	9 Day 10 Mad Science Program Begins 11:35-12:35  Term 1 Report Cards Sent Home	10 Day 1 Pizza Day  Junior (1:00) and Primary (1:15) Skating	11



## MAD SCIENCE RETURNS TO PARK SCHOOL

(Kick-off Assembly this Wednesday)

"Mad Science" sessions return to Park School, for those students who choose to enroll, starting Thursday, February 9th. Those students should be sure to bring their lunches to school on Thursdays until Thursday, April 5th.

## Council Corner


A big thank you is extended to everyone who helped us raise funds through our new initiatives, Fund Scrip and Mabel's Labels.



Just a reminder that you can continue to order **Mabel's Labels** at our specially created website [www.park.mabel.ca](http://www.park.mabel.ca) at any time. Shop for personalized durable sticky labels, clothing labels, bag tags, and shoe labels.



**Fund Scrip** has been successful and based on the feedback we have received from parents, we will be exploring our options to continue this including online ordering. Fund Scrip is a great way to raise funds by purchasing gift cards for everyday household items like gas or groceries. A percentage of the value of your purchase comes directly back to the school. We are excited to say that we raised **\$280** for our first campaign in November and another **\$100** in December. Stay Tuned as we will be holding an information session in the near future to outline how Park School can benefit from doing this on a regular basis and to answer any questions you may have.



This year for the holidays, Park School Council involved the students in doing something special for each other. We had a very successful **book swap** on the morning of **Friday, December 16<sup>th</sup>**. This gave students the opportunity to both give and receive.



**Stay tuned:** We will be introducing the opportunity to order newly designed **Spiritwear** sometime in January.

## Volunteer\$ Needed

All Star Reading Programme for students during school day	Assisting in the Library (tidying, organizing, shelving books, etc.) and supervising Earobics program	Assisting with working with a team of students in the Battle of the Books competition	
Lego Robotics Club/Team	Scientists in School programme	Chess Club -January to March (during lunch)	Games Club (April-May—lunch)
Helping with Spring Concert	Scribing for students during assessments, etc.	3 Pitch Co-Ed Team (May/June)	Track and Field (May/June)
Running Club	Scanning documents for students	Assisting with Park's End of Year Celebration	

Name: \_\_\_\_\_ Child's Name/Class: \_\_\_\_\_ Phone #: \_\_\_\_\_

# THE DAILY 5

You might have wondered what your child is talking about when you hear them mention “The Daily Five.” The purpose of this article is to fill you in on what The Daily Five is all about, so you don’t have to nod your head while wondering what in the world your child is referring to.

The Daily Five is a way of structuring the reading block so every student is independently engaged in meaningful literacy tasks. These research-based tasks are ones that will have the biggest impact on student reading and writing achievement, as well as help foster children who love to read and write. Students receive explicit whole group instruction and then are given independent practice time to read and write independently while the teacher provides focused, intense instruction to individuals and small groups of students.

When it is up and running smoothly, students are engaged in the Daily Five, which consists of:

1. Read to Self
2. Work on Writing
3. Read to Someone
4. Listen to Reading
5. Word Work



There are very specific behaviour expectations that go with each Daily 5 component. The first few weeks are spent working intensely on building reading and writing stamina, learning the behaviours of the Daily 5 and fostering classroom community. The teacher also spends time learning about each student’s strengths and greatest needs as a reader in order to best plan for each student’s instruction.

Each child is taught to select “Good Fit Books” or books they can read, understand and are interested in, which they read during Daily 5. Students spend most of their time actually reading, which research supports as the number one way to improve reading. Motivation and reading enjoyment skyrocket when students are offered choice, especially when this is accompanied by extended practice and specific reading instruction for each individual child.

Please think of your child’s classroom as you visit garage sales or clean your own child’s bookcase. A variety of reading materials at various reading levels makes the classroom library as appealing as the local favourite bookstore or library for browsing.

©The Daily CAFE, 2011

# YMCA CHILDCARE OPENINGS

The YMCA runs a half day childcare program in Park Public School for children enrolled here in morning kindergarten. Presently there are openings in this program for the 2012-2013 school year. If you are interested or would like some more information please contact Debbie at 905.945.1431 or via email [park@ymcaofniagara.ca](mailto:park@ymcaofniagara.ca). Thank you!



## PARK SCHOOL NEWSLETTER BALLOT



Please return to Park School before Monday, January 16, 2012.

Skill Testing Question: **When is Kindergarten Open House ?** Answer \_\_\_\_\_

Students(s) Name(s): \_\_\_\_\_

Teacher(s): \_\_\_\_\_ Grade(s): \_\_\_\_\_

Parent/Guardian Signature: \_\_\_\_\_

## NUMERACY TIP OF THE MONTH

### Math at Home

Mathematical literacy is just as important as reading literacy and just as you support your children by reading together you can also do math together.

- Model a positive attitude towards math
- Advocate how a good understanding of mathematics will help make sense of the world in the same way that effective reading does
- Math will turn up in the most unexpected places, learn to use those opportunities to help your child understand mathematics

### With young children

- Identify the interesting math that lies in many of the stories that you read together

How many ducks are there now?

How long would it take to drive 80 km?

Are there enough chairs for everyone? How did you know?

- Help your child to understand how numbers can be taken apart and recombined

I can't carry all 12 books. If I make 2 trips how could I move the books? (6 and 6, 7 and 5, the 4 big books and then the 8 small books)

- Look for opportunities to have your child estimate time  
How long will it take for us to clean your room together?  
Let's guess and then see how close we are.

- Encourage your child to explore money

I have 10 dollars. Will that be enough to buy a card that is \$4.95 and wrapping paper that is \$4.75? How do you know?

### With older children

- Play board and card games with your child
- Look at sports statistics and discuss them
- Share when you use mathematics; cooking, building, measuring, shopping
- Estimate time and distance with your child
- Have your child share in discussions about money

How long will it be before you can save enough money to buy a skateboard if you use your allowance and the money from your paper route?

## “Hey Parents! Do you know what your kids are watching?”

Young people look to celebrities for reassurance about their fashion and behaviour. The evidence is clear: the more youth see smoking in movies, the more likely they are to start smoking.

### Ways to Protect our Kids

- Be aware of what your children are viewing and learn which movies have smoking in them. Updates available every Thursday at [facebook.com/hookedbyhollywood](http://facebook.com/hookedbyhollywood).
- Talk to your children about tobacco and movies and teach them to be media aware.
- Show your support to get tobacco out of youth-rated films in Ontario at [smokefreemovies.ca](http://smokefreemovies.ca).
- Spread the word to other parents and join the discussion on facebook and twitter.

[www.smokefreemovies.ca](http://www.smokefreemovies.ca) [facebook.com/hookedbyhollywood](http://facebook.com/hookedbyhollywood)

## HOPE (Helping Others Parent Effectively)

Our HOPE (Helping Others Parent Effectively) group's next meeting is January 18, 2012 at the St. Catharines Regional Child Care Centre at 179 Carlton Street, St. Catharines. The topic will be: Healthy Eating Tips for the Whole Family - Sandy Maxwell, Registered Dietitian: Suggestions for weight, sleep and physical activity concerns.

## Your Future is Here!

Grade 8 students and their families are invited to attend High School Open Houses in January 2012. For a full list of open house dates, times and details, please go to [www.dsbni.org](http://www.dsbni.org)

## PA Day Jan. 20th

Monday, January 20th is a Professional Activity Day. There will be no classes that day.

# LITERACY TIP OF THE MONTH



Tips for Reading with your child:

- **Read with your child every day!** Reading with your child is just as important now as it was when they were preschoolers. Let your child read out loud to you, and continue reading to them as well.
- **Set limits on television, computer and video game time.** Along with setting aside daily reading time, determine how much time your children spend in front of the television, computer, and gaming systems.
- **Do as I do (and as I say)!** If you want your children to become readers, let them see you reading too. Children learn by example, and will get the message you value reading if they see you reading books, magazines, and newspapers.
- **Offer a range of reading material at home.** Have a variety of reading choices for your children in your home, including picture books, chapter books, non-fiction, how-to books, magazines, word games, puzzles and comic books.
- **Get your child a library card.** A regular trip to the library is the most economical way to fill your child’s world with books. Borrow some for your own reading as well.
- **Discuss what you read.** Help your child explore new concepts and ways of seeing the world by talking about the pictures and ideas in the books they are reading.
- **Have a family game night.** Spend an evening playing board games such as Scrabble Junior, Boggle Junior and Taboo Junior. These and other word games are a fun way to help your reader.
- **Give books as presents and treats.** Consider books, comics, or a magazine subscription when it’s time to buy a present.

## Comprehension Strategy: Retell the Story

When parents ask their children what happened in school that day, the response is usually one of two things. Either they are given a play by play synopsis or they are given the single word answer “nothing”. The strategy of retelling is similar. Retelling a story helps readers recall what is happening in the story they are reading. It allows a reader to stop and monitor their understanding. A retelling usually includes characters, setting problems, and the solution or the main ideas of the text. It involves telling what is important without telling too much. Many times children struggle with the concept of weeding out what is important. Often they either provide every single detail or they give a vague description that is hard to follow. Use the following strategies to help your child be successful in retelling.

### How can you help your child with this strategy at home?

1. When reading with your child, stop to think about what you are reading. Model this process aloud. Stop and reread if you can’t remember.
2. When reading with your child, stop and have your child tell you what is happening in the story using the words: *first, next, then, last* and *finally*.
3. Use the following questions to prompt your child to think about the story being read:
  - > Who were the main characters? > What problem did the main characters experience? >How was the problem solved? >How did the story end? > What happened first, next, and last?
4. Allow your child to become comfortable with the strategy of retelling by retelling events they are familiar with. This is where you can help your child focus on weeding out minor details by centering their attention on what’s important. Use some of the following prompts or come up with some of your own:
  - >Tell me about the last time our family went out to dinner. >Tell me about what you did at school this week. >Tell me about a time when you went to a birthday party. >Tell me about the first time you lost a tooth.

### Thank you for your continued support at home!

Ideas and strategies are taken from: The CAFÉ book, written by Gail Boushey & Joan Moser

# INCLEMENT WEATHER


There may be times during the school year where inclement weather or other situations could cause transportation cancellations or school closures. At times when student transportation has been cancelled and schools remain open, the decision of whether or not to have children in school on that day rests with the parent or guardian. **Should you decide not to send your child to school in the event that transportation is cancelled but schools remain open, or if your child is ill or late, please ensure that you call your child's school to inform them of your child's absence.**



A key resource in any emergency is the DSBN Emergency Information form that you filled out at the beginning of the school year. Please let the school know of any changes in contact information or procedures you wish to be followed throughout the school year. Information about transportation cancellations and school closures will be available as soon as it is available through the following channels:

<b>Websites:</b> <a href="http://www.dsbni.org">www.dsbni.org</a> <a href="http://www.nsts.ca">www.nsts.ca</a>	<b>Subscription Features:</b> DSBN Facebook or Twitter NSTS Transportation Delay or Cancellation Alerts	<b>Phone:</b> Niagara Student Transportation Services 905-346-0290 Voice Auto Attendant
<b>Radio Stations:</b> CKTB (610 AM) St. Catharines WAVE (94.7 FM) Hamilton CKOC (1150 AM) Hamilton CHML (900 AM) Hamilton CHAM (820 AM) Hamilton Y-108 (107.9) Hamilton	CHRE (105.7 FM) St. Catharines CHTZ-FM (97.7 FM) St. Catharines CKEY (105.1 FM) Niagara Falls/Fort Erie K-LITE-FM (102.9 FM) Hamilton GIANT FM (91.7 FM) Welland	<b>Television Stations:</b> CH – Hamilton CityTV Breakfast Television CTV Toronto Cogeco Channel 10

# COLD WEATHER



Winter is a time of wonder for many children; many enjoy the crisp air, the freshly fallen snow and participating in a whole host of exciting winter sports and activities.

Although we feel it is important for students to spend some time outside each day exercising and socializing with their peers, there are times when bitterly cold temperatures and other inclement weather conditions require that we keep children inside.

Because Niagara is such a large geographical area, and weather conditions may vary from one municipality to the next, the decision whether or not to hold recess outdoors is made by the individual school principal. When making this decision, principals will often consult with neighbouring schools, talk with parents as they arrive in the morning, and if the decision to send children outside is made, will equip yard duty staff with walkie-talkies so that they can communicate with the office to sound the bells to bring students in earlier.

The health and well-being of our students is a top priority at the District School Board of Niagara, and if it is determined that the weather conditions pose a risk to their safety, students will be kept indoors. Extreme cold weather alerts issued by the Niagara Region are often good indicators that students will stay inside.

Even when temperatures are not low enough to necessitate an indoor recess, it still may be quite cold outside. Here are a few tips to help ensure that your child stays warm during the cold winter months.

- Try to send children to school with plenty of layers, such as long underwear, sweatshirts, sweaters and pullovers. Layering their clothing will allow them to add or remove items depending on the weather.
- Students should have a warm winter coat that repels the snow, sleet and rain, while blocking the wind.
- Warm socks and boots will keep their feet warm and dry in the snow and slush.
- Hats are one of the most important parts of dressing warmly in the winter. A thick winter hat will keep students from losing too much of that essential body heat.
- Put on a good pair of gloves or mittens that are water-resistant as well. Gloves will keep kids' hands toasty warm and protect their skin from becoming damaged by the wind and chill.

If you have any questions about our inclement weather procedures, please visit our website [dsbn.org](http://dsbn.org), or contact the principal.



## THE TERM 1 PROVINCIAL REPORT CARD

The term one provincial report cards will be arriving home on February 9, 2012. On this report card, students in grades 1-6 will receive letter grades (e.g., A, B, C, D) to indicate how well they are achieving the curriculum expectations in each of their subjects. The Learning Skills and Work Habits are the same as the ones that are on the Progress Reports. These are essential skills that will help students to be successful in both school and also as an active member of their community.

The Learning Skills and Work Habits are:

- Responsibility;
- Organization;
- Independent Work;
- Collaboration;
- Initiative; and,
- Self-regulation.

There are a few changes that you may have noticed as of last year in the subject-specific boxes.

- Language (English) - Oral Communication and Media Literacy are now two separate marks
- Health and Physical Education – students will receive both a Health mark and a Physical Education mark
- The Arts – Drama and Dance are being reported as two separate marks

If a particular subject or strand is not part of a student's program this term, then the NA box will be checked. This subject or strand will be reported on in June.

Finally, we hope that you are also pleased to see the excellent work that our teachers are doing to ensure that the comments are written in parent-friendly language. Each comment will identify strengths that your daughter or son is demonstrating and some next steps that will help their learning during the next term.

### 2011-12 School Year Reporting Timelines

<b>February 9, 2012</b>	Grades 1-6 Term 1 Elementary Report Card Junior Kindergarten Progress Report Senior Kindergarten Term 1 Report Card
<b>June 26, 2012</b>	Grades 1-6 Term 2 Elementary Report Card Junior Kindergarten Term 2 Report Card Senior Kindergarten Term 2 Report Card

At any time throughout the year, parents/guardians are invited to communicate with the school about their child's progress and achievement.